

SL16C Venetian

ScreenLine® SL16C is a magnetic system with manual operation (raising and tilting function) for venetian blinds incorporated within 16-mm insulating glass units.

The external magnetic device applied on the glass by means of high-resistance adhesive tape contains a cord loop and a magnet that is perfectly interfaced with the magnetic joint of the internal drive, which is completely housed inside the head rail. The movement provided to the cord enables the rotation of the magnets that activate the blind.

The cord is kept under tension by means of a special cord tensioner applied on the glass.


SL16C is particularly suited to the residential sector, although there are no limits to its application.

It ensures with time the insulating properties of the double or triple glazing unit, notably protection from dirt or weather conditions. The integrated unit can be fitted into the window frame like standard insulating glass.


The system is supplied with warm edge spacer bars as standard.



COLOUR RANGE



S102
white

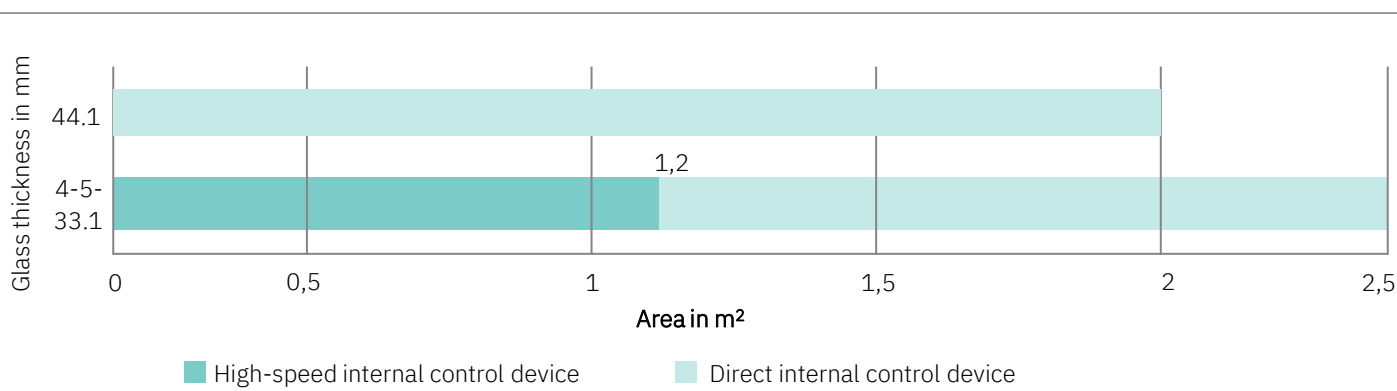


S149
cream



S157
grey

FEASIBILITY CHARTS



Possible dimension

L min = 300 mm L max = 1200 mm
H min = 300 mm H max = 2200 mm

Maximum height possible according to width

with W from 300 to 370 mm H max = 1500 mm*
with W from 371 to 1200 mm H max = 2200 mm**

N.B.: in case of triple glazing application, the blind is supplied without a bottom end stop.

* Up to H 2200 mm Blind supplied with tilt-only function and locked bottom rail (SL16A)

** For areas from 2,51 m² (2,01 m² with internal glass 44.1) to 2,64 m², blind supplied with tilt-only function and completely raised