

SL27-29-32W Smart Pleated Blackout

ScreenLine® SL27-29-32W Smart Pleated Blackout is a battery-operated motorised system with raising function for pleated Blackout blinds incorporated within 27-mm, 29-mm or 32-mm insulating glass units.

Double-guided spacer bars are suitably coated in order to reduce reflected light, thus favouring complete darkening effect. The blind is raised or lowered via a swipe battery-operated control device attached to the glass or window or by remote control (option).

The battery can be recharged in two alternative ways: by means of a micro-USB battery charger or through an external solar panel, thus automatically and continuously.

The system can be fitted quickly and easily and is applicable to all types of window frames, even existing ones; no wires or electrical contacts are required, and internal glass thickness is irrelevant.

ScreenLine® SL27-29-32W is halfway between a manual system and a traditional motorised system.


SL27-29-32W is suited for areas that require complete darkening, in all types of environment: homes, offices, public buildings, etc., as it needs no maintenance. It ensures with time the insulating properties of the insulating glass unit, notably protection from dirt or weather conditions. Furthermore, when supplied with a solar panel, it is also beneficial in terms of energy saving.

The system is supplied with warm edge spacer bars as standard in the 29-mm cavity.


The battery module is treated with a Sanitized®* patented finish, which provides a long-lasting antimicrobial protection function.



COLOUR RANGE



S102
white/white

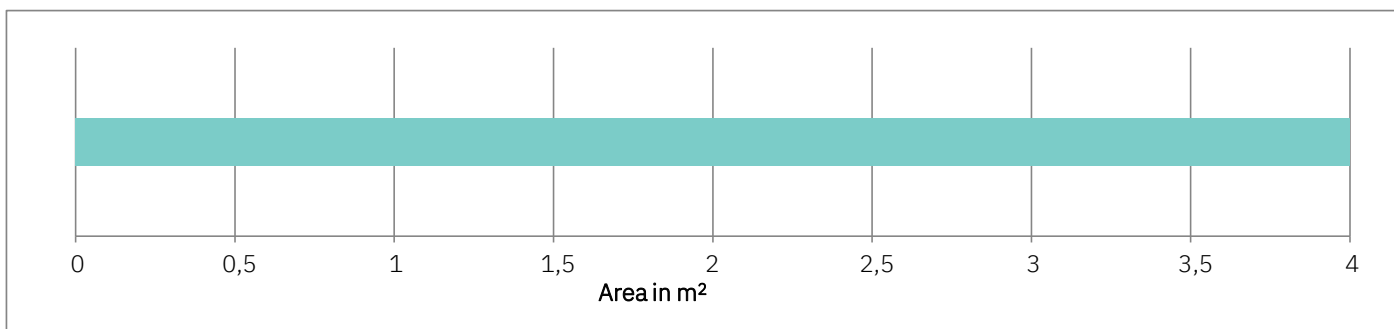


S149
white/beige

N.B: white on the outside

* Active biocidal substance: silver borophosphate glass

FEASIBILITY CHARTS



SL27-32W Smart Plissé Blackout

Possible dimensions

W min = 390 mm W max = 2500 mm
H min = 300 mm H max = 2500 mm

Maximum height possible according to width

with W from 390 to 419 mm H max = 1000 mm
with W from 420 to 449 mm H max = 1600 mm
with W from 450 to 479 mm H max = 2100 mm
with W from 480 to 2500 mm H max = 2500 mm



SL29W Smart Pleated Blackout

Possible dimensions

W min = 400 mm Wmax = 2500 mm

H min = 300 mm H max = 2500 mm

Maximum height possible according to width

with W from 400 to 430 mm H max = 1270 mm

with W from 431 to 460 mm H max = 1800 mm

with W from 461 to 490 mm H max = 2300 mm

with W from 491 to 2500 mm H max = 2500 mm